





# Beginning Sound Matching



**VEGETABLE EDITION**

**Science  
of  
Reading  
based!**



**Many  
ways to  
use!**

# How to Use

\*\*\*\*\*  
PRINT ONE-SIDED  
Cardstock is  
suggested so you  
can't see through  
the cards




This resource is intended to be a quick reinforcement for identifying beginning sounds. Some children may not be familiar with some of the vegetables, so this could be a great way to teach new words and maybe even interest them to try them!  
One can dream! 😊

Each vegetable has a match that uses the same beginning *sound* of the word, that may or may not begin with the same *letter*. (For example, *celery* and *sweet potato* begin with the same sound, but not the same letter, so they are a match!) \*The /s/ and /k/ sounds have four cards, so 2 pairs can be made.\*

There are several ways to use this resource. Some ways include targeting phonemic awareness skills only by using just the picture cards. Phonics skills can be targeted by combining the use of the picture cards and the name cards. Endless possibilities!

## Activities

- Picture-Only Flashcards: Use in a small group and ask children to identify the beginning sounds.
- Picture-Only Memory: Turn cards face-down and the students have to match the cards that have the same beginning sounds. This could be a great center/partner activity once they're familiar with the names and sounds.
- Picture & Name Matching: Lay all picture cards face up for students to see. Pass out the name cards and allow students to work together to match the name cards with the picture cards.



**peas**

**pumpkin**

**broccoli**

**Brussels  
sprout**

**cabbage**

**cauliflower**

**cucumber**

**carrot**

**pepper**

**potato**

**squash**

**spinach**

**celery**


**sweet  
potato**

**lettuce**

**lima  
beans**

REFERENCE SHEET

peas



REFERENCE SHEET

pumpkin



REFERENCE SHEET

broccoli



Brussels  
sprout




cabbage




cauliflower



cucumber




carrot



pepper



potato



squash



spinach



celery



sweet  
potato



lettuce



lima  
beans



# Terms of Use

Thank you for your purchase! By purchasing this resource, you are agreeing that the contents are the property of Reading Ready Littles and licensed to you only for classroom / personal use as a single user. I retain the copyright, and reserve all rights to this product. Please remember to leave feedback so you will earn TpT Credits, which may be applied to your future purchases. [FOLLOW ME ON TPT.](#)

## YOU MAY:

- Use free and purchased items for your own classroom students, or your own personal use.
- Reference this product in blog posts, at seminars, professional development, workshops, or other such venues, ONLY if both credit is given to myself as the author, and a link back to my TpT store is included in the presentation.
- Purchase licenses at a great discount for other teachers to use this resource.

## YOU MAY NOT:

- Claim this work as your own, alter the files in any way, or remove copyright / watermarks.
- Sell the files or combine them into another unit for sale / free.
- Post this document for sale / free elsewhere on the internet (this includes Google Doc links on blogs).
- Make copies of purchased items to share with others is strictly forbidden and is a violation of the TOU / law.

Thank you for abiding by universally accepted codes of professional ethics while using this product. If you encounter an issue with your file, notice an error, or are in any way experiencing a problem, please contact me and I will be more than happy to help sort it out. You can message me at [readingreadylittles@gmail.com](mailto:readingreadylittles@gmail.com)

